



PALMUN

Diplomatic Notebook



UN Flag

Presentation of the UN



United Nations Headquarters, where

Complete with:

The video on:

<https://www.youtube.com/watch?v=l18ivXlVulw> or by searching on Google : "Presentation of the UN video".

The site:

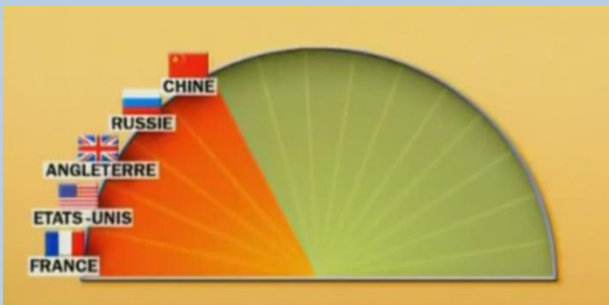
<http://www.un.org/fr/about-un/>

It was created in 1945, after

Its main mission is.....:

The UN headquarters is located in the city of The UN is composed of countries, which means almost all the countries in the world. Its representative is the

To make decisions, diplomats meet every year at General Assembly where they can debate and vote, and for each vote, one state = vote.



The Security Council, it is composed of

He can...



.....
.....
.....
.....
.....
.....

.....
.....
.....

.....
.....
.....
.....
.....

To decide on a resolution, it is necessary that in the UN.....Security Council

But the 5 permanent members can oppose all decisions: this is the right of veto.

Discovering your a country

Country's official name :

Names of all delegates (underline the ambassador):

.....
.....

I - Identity

A) Geography

→ Go to the website: www.populationdata.net ou Search the Internet.

- Population: :

- Capital

- Situation:

- On which continent?
- By the sea / ocean: YES / NO. If so, which one?.....

.....

- Relief of the country (mountains, plains,...)

.....

.....

- Neighbouring countries (which affect the country):.....

.....

Using the maps available in the country sheets

on the site: www.populationdata.net :

- In the box opposite, schematize (=draw it with simple shapes) the country with the following information: Capital, seas/oceans, mountains, forests, deserts, neighbouring countries.



B) History and politics

→ Go to the site: www.diplomatie.gouv.fr (for this site, go to "country folder" then select the one studied before clicking on "presentation of..." on the right then "geography and history").

- Is it an old colony? YES / NO. If so, date of independence

- Former colonial power: :

- Current political system: Monarchy? Republic? Dictatorship?

- Name of the head of state

- Search on **wikipedia** the democracy index of your country and indicate if it is a democracy, a hybrid regime or an authoritarian regime (no people power, little freedom): :

.....

.....

C) Economic and social situation

→ Go to: www.populationdata.net or www.diplomatie.gouv.fr or www.wikipedia.org.

- GDP per capita (wealth): : ,

→ World ranking (**wikipedia**):

- HDI (level of development).....:

→ World ranking (**wikipedia**):

- Is it a rich country (HDI>0.8), a developing country (0.8>HDI>0.5) or a Least Developed Country (LDC) (HDI<0.5)

.....?.....

- What access to health care? (Number of doctors per 1000 inhabitants)

→ circle: - Good (Greater than 2.5) - Medium (Between 1.5 and 2.5) - Poor (less than 1.5)

- What access to education? (Literacy rate) ,

→ World ranking (**wikipedia**):

- Main resources and percentage of workers in the 3 sectors: (**Search on www.wikipedia.org and see on**

www.diplomatie.gouv.fr what percentage of the population works in each sector)

- Agriculture (primary sector): :
.....
- Energy resources: :
.....
- Soil and subsoil resources:
.....
- Industries (secondary sector).....
.....
- Services (trade, transport, tourism - tertiary sector):
.....

II - International Relations

→ Go to the website: www.diplomatie.gouv.fr, in the "presentation of..." section, in the "foreign policy" section or on www.wikipedia.org.

A) Defence

- Member of a military alliance: YES / NO. IF yes, which one(s).....)

.....

- Nuclear weapon: YES / NO

B) International influence (www.wikipedia.org)

- Date of membership of the United Nations: :

- Member of the Security Council? YES / NO

- Has he ever been a member of the Security Council? YES / NO. If so, when?

- Member of international organizations? YES / NO (economic or political) (**www.diplomatie.gouv.fr**)

- Which ones? :

.....

Member of the G77 at the UN? YES / NO

Study of a global problem

Country

Name of the delegate:

Commission:

→ Choose one of the two issues in your committee on which you will prepare a resolution.

.....!

Using the presentation available by clicking on the question studied, complete the form below:



Try to reformulate the information you find in your own words.

All this will be useful to you for your resolution

1) What are the problems related to your question?

Help: Look at the first pages of the presentation.

- [illegible]

→What about your country? Is it directly affected by this problem? YES/NO

(Internet research)

If so, specify how: : ..

.....

.....



In this context, indicate all the information, figures or otherwise, striking or even shocking, that shows how serious the problem is. e.g.: In 2015, 795 million people were suffering from hunger in the world.

[illegible]

2) What solutions, what laws have already been put in place?

Help: Look at the pages "Existing legislation"

-
.....
-
.....
-
.....
-
.....



→What about your country? Has it put in place a law against this problem? YES/NO **(Internet research)**

If so, specify how in this context.....:

.....
.....
.....
.....

3) What are the other possible solutions you would like to propose in your resolution and during the debates? 1 or 2 advantages for each solution write in the box on the side.

Help: Look at the pages "Possible solutions", or internet research.



These solutions must be international. Don't forget to specify who should implement them (countries affected by the problem, rich countries, poor countries,...)

-
.....
.....
.....

.....
.....
.....
.....

.....
.....
.....
.....

-
.....
.....
.....

-
.....
.....
.....

.....
.....
.....
.....

.....
.....
.....
.....

-
.....
.....
.....

Drafting of the resolution

Country

Name of delegate.....:

Commission: :

To write the resolution:

- a. Follow the example on the back of the sheet, respecting punctuation, capital letters, italics and presentation.
- b. Follow the progression proposed below, **respecting all instructions**.
- c. **Make the document directly on a word processing software**. A draft can be made on the last pages of the diplomatic notebook.
- d. Send the completed resolution via agora to the address: aurelien.chaigneau@agora06.fr with the title of the document "first name.last name.country".

→It is now time to write the resolution. It **should only be one sentence long!** Here are the steps to follow:

Part 1: Conducting the presentation:

- Copy the beginning of the resolution: the parts highlighted in grey must remain identical to the example.
- Then complete by indicating:
 - the name of the commission.
 - the name of the country represented (rapporteur).
 - the question being studied.

Part 2: Write an introductory part that presents:

- The problem raised in relation to the question studied (See question 1 of the sheet "Study of a world problem").
- The solutions, the laws already in place (See question 2 of the sheet "Study of a world problem").

Start each **introductory clause** with one of the following formulas:

Affirming	Declarant	Emphasizing that
Appreciating	Deploing	Noting
Approving	Determined to	Recalling that
After studying	Given the fact that	Regretting
Aware of	Congratulating	Concerned about
Considering that	Concerned about	Wishing to

Part 3: Write a second part that presents:

- The international solutions you would like to see implemented (See question 2 of the sheet "Study of a world problem").

Start each **action clause** with one of the following formulas:

Accepts	Declares that	Order
Adopts	Request	Proclaims
Affirms	Requires	Proposes
Approves	Appeals to	Reaffirms
Authorizes	Insists	Recommends
Decides to	Invites	Solicits

Example of a resolution

----- 1st part-----

Page 1 of 1

Session: 4th PALMUN

Committee: Security Council

Rapporteur: France

THE QUESTION OF UKRAINE

The General Assembly,

----- Part-----2

Expressing deep concern about the tragic events and violence in the eastern regions of Ukraine,

Strongly convinced that the settlement of the situation in the eastern regions of Ukraine can only be achieved by peaceful means,

Recalling resolution 2202 (2015), which called for the ceasefire to be respected following the Minsk agreements of 12 February 2015,

----- Part-----3

1. *Reaffirms* the importance of the measures proposed by the Minsk Agreements of 12 February 2015;
2. *Calls for the establishment of* a joint committee composed of representatives of Ukraine and representatives of separatist groups in order to:
 - a. monitor the implementation of the measures proposed in the Minsk agreements;
 - b. organise humanitarian action to help people in need;
 - c. establish a monthly report on the progress of these actions;
3. *Emphasizes the* need to accelerate the implementation of the measures of the Minsk Agreements;
4. *Decides to* remain seized of the matter.

Write the speech on the resolution

Country

Name of delegate.....

Commission: :

When working in committee or at the General Assembly, you may have to read a resolution, in part or in whole. It will then have to be presented in a speech.

1) Start by greeting those present:

"Distinguished chair, esteemed Delegates"

2) Capture attention with an anecdote, number or other on the problem being studied:

.....
.....
.....

Help: Take your notes from the first page of the "study of a world problem" sheet.

3) Then explain why it is essential to fight this problem:

.....
.....
.....
.....

Help: Find arguments in the values important to men: freedom, equality, solidarity. But also in everything that seems essential to you so that people can live well.

4) Finally, present your solution(s) in detail so that everyone understands them. Explains how these solutions can at least partially solve the problem:

.....
.....
.....
.....
.....
.....

Help: Take your notes from the 2nd page of the "study of a world problem" sheet.



→ Complete this form carefully, you can use it during the work in committee or at the UN-Nice General Assembly. This will give you ready arguments to defend your ideas during the debates.

Write the ambassador's speech


Country

Name of delegate.....

Commission: :

At the opening ceremony of the UN-Nice conference, the ambassador of each country will give an opening speech explaining the position of his country.

Rules :

→ The speech should last 1 minute 

→ Do not speak in the first person, but use expressions such as "our country" or "Japan". As a representative of a country, you cannot give a personal opinion.

1) Start by greeting the people in the room:

"Ladies and gentlemen, presidents,
Ambassadors and delegates representing countries,..."

It is possible to add the names of the guests... But it will then be necessary to do so at the last moment, when we know their names. The names of these personalities must be given first.

2) Make a sentence that explains your country's position on each problem studied:

- Committee on Agriculture, Food and Development:..... !



Each delegate must therefore propose a sentence.

- Human Rights Commission:

- UN Environment Programme:

- Social, humanitarian and cultural committee:

- Economic and Social Council:

- Security Council:

..→ If this part is too long, only the most important sentences should be kept.

3) Conclude with wishes for success to the entire Assembly:

Examples :

- "I wish the Assembly rich debates to enable us to find the best solutions"

- "I wish we could reach agreement on these issues"

→ All you have to do is clean up the text on a sheet of paper that you can have with you for the ceremony. You can use the last pages of the diplomatic notebook for that.

Write an amendment

Country

Name of the committee:

Issue :

Your motion for a resolution has not been selected by the Bureau of the National Youth Assembly but that does not mean that your ideas are bad and will not be adopted! To propose them during the debates, it is necessary to write an amendment that modifies or completes the selected resolution. So this is an opportunity to highlight the work you have prepared.

→ Retrieves the selected legislative proposals from <http://www.onu-nice.org>

→ Look at the page opposite to see how an amendment form is organized.

→ To write the "text of the amendment" part, the following vocabulary should be used according to the case chosen:

I - Delete a clause or part of a clause:

- **Delete** the introductory/action clause no....
- **Delete the** (first/second/third.....) sentence from the introductory/action clause No....

II - Rewrite a clause or part of a clause:

- **Write** the introductory/action clause n°.... : " , "" .
- **Replace the** (first/second/third.....) sentence of the introductory/action clause No.... with the sentence next:"
- In the (first/second/third...) sentence of the introductory/action clause No.... **substitute** the word(s) " "" , the word(s) " " "

III - Adding a clause or sentence to a clause:

- After the introductory/action clause... **add** the introductory/action clause: "" ,
- After the (first/second/third...) sentence of the introductory/action clause No... **add the** following sentence: " ñ " ñ

→ To write the "summary presentation" part, copy the sentences you wrote in your resolution speech that correspond to the changes you are proposing.

The aim is to justify and argue that this amendment is necessary.



AMENDMENT FORM

Commission	
------------	--

TITLE OF THE RESOLUTION :

AMENDMENT NO. :

presented by

TEXT OF THE AMENDMENT

SUMMARY STATEMENT

Rules to be followed during the conference

Country

Name of delegate.....

Committee: :





The conference is divided into 4 main stages:

1. Preparatory work in committee (^{1st} day)
2. Debates in committee (^{1st} day)
3. The opening ceremony (^{2nd} day)
4. The General Assembly (^{2nd} day)

At all times, the instructions given by the presidents must be carefully followed.

1) All students attending the conference must wear neat clothing throughout the conference:

Any student who shows up in unacceptable clothing will not be allowed to participate and will have to change immediately.

Boys	Girls
<p style="text-align: center;">Accepted:</p> <ul style="list-style-type: none"> ● Chemise long-sleeved, light-coloured, buttoned up to the neck and tucked into the trousers ● Tie ● Pantalon dark, tight at the waist ● Chaussures dressed ● Cheveux combed 	<p style="text-align: center;">Accepted:</p> <ul style="list-style-type: none"> ● Suit (jacket + skirt / trousers) ● Desk dress ● Skirt and blouse ● Pantalon and blouse ● Closed shoes ● Scarves matching the suit ● Attached hair 
<p style="text-align: center;">Not accepted:</p> <ul style="list-style-type: none"> ● Jeans, velvet pants, tracksuits ● Pantalons large drop-offs ● Chaussures sports, basketball, tennis,... ● All headwear ● Chemise floating or open ● Shorts in all kinds ● T-shirts (except as underwear) 	<p style="text-align: center;">Not accepted:</p> <ul style="list-style-type: none"> ● Jeans, velvet pants, tracksuits ● Tight or printed trousers ● Mini skirts and shorts ● Short pants ● Sports shoes, basketball, tennis,... ● Embossed or tight blouses ● All headwear

2) During the preparatory work:

One week before the conference, a resolution was selected for each theme (except in the security council). During this preparatory work phase, delegates meet and can collaborate to write one or more **amendments**: this is a written request to modify or complete the text of a resolution (see previous page). A vote will be taken to determine if it is accepted. The objective is to join other countries in defending the same amendment.

3) During debates in committee and in the General Assembly:

- Speak in accordance with the order and instructions given by the presidents.
- Voting is by a show of hands and a majority (more than half) of the votes is required for a resolution to be accepted. In the event of a tie, the resolution is rejected. Each delegate shall have one vote in committee and each country shall have one vote at the General Assembly.
- At the General Assembly, it is still possible to propose an amendment, provided that 39 other countries support it.

4) To express yourself well:

Submit proposals on behalf of your country using the first person in the plural: "**We...**"

It is also essential to use appropriate language during the debates, using the following sentences as appropriate:

- "I am ready to answer questions" (after submitting its resolution)
- "I wish to speak in favour (or against) this resolution because..."
- "Doesn't my colleague think that..."
- "Can the delegate of Japan explain why..."
- "I propose to amend this resolution by adding (or deleting, or modifying) the following words..."
- "I invite the members of this meeting to vote for (or against) this resolution because..."

5) Other words to know:

The rapporteur: This is the person who is presenting the resolution. It may be associated with several **co-rapporteurs** who participated in the drafting of the resolution.

The motion: This is a proposal that is put to the vote. There are several of them:

- **Inadmissibility:** At the opening of the debate, it is possible to interrupt a speaker to move this motion. If it obtains at least 2/3 of the votes, the debate on the resolution is cancelled.
- **Rejection:** A delegate may propose a vote during the debates to definitively reject a resolution. To be accepted, this motion must obtain at least 2/3 of the votes.
- **adjournment:** It is possible to stop the debate on a resolution for a limited time. A delegate must say: "I move to adjourn the resolution". The motion was put to a vote. If it is accepted, a delegate will have to propose that the resolution be reconsidered for further discussion.

An intervention for a personal fact: Delegates may request to intervene for a personal fact at the end of a debate. They can then correct facts or words that are attributed to them. The intervention cannot exceed 3 minutes.



→ You should also know the second theme of your committee on which you have not made a motion for a resolution. To do this, you can read the corresponding slide show on the website <http://www.un-nice.org> et to think about your country's position on this problem.

Notes

[illegible]

Notes



